

Scaled data based on original data using  
LM-79-08 Approved Method: Electrical and Photometric Measurements of Solid-  
State Lighting Products

Test Report Prepared for  
Cooper Lighting Solutions  
(formerly Eaton)

Brand: McGRAW-EDISON

Report Number: P228223

Luminaire Tested: **ISS-AF-600-LED-E1-SL3-7050**

Issue Date: 3/3/2020

**Test Information**

Test Method: LM-79-08  
Report Number: P228223  
TEST IS SCALED FROM IESNA LM-79-08 TEST DATA (P29762)  
Test Lab: INNOVATION CENTER-P2  
Issue Date: 3/3/2020  
Manufacturer: COOPER LIGHTING SOLUTIONS (FORMERLY EATON)  
Product Line: MCGRAW-EDISON  
Catalog Number: ISS-AF-600-LED-E1-SL3-7050  
Description: IMPACT ELITE LED QUATER SPHERE LUMINAIRE  
LIGHT SQUARE WITH ACCUCLED OPTICS-TYPE III W/SPILL CONTROL  
Light Source: (16) 5000K CCT, 70 CRI LEDs  
Ballast/Driver: ELECTRONIC DRIVER

**Summary**

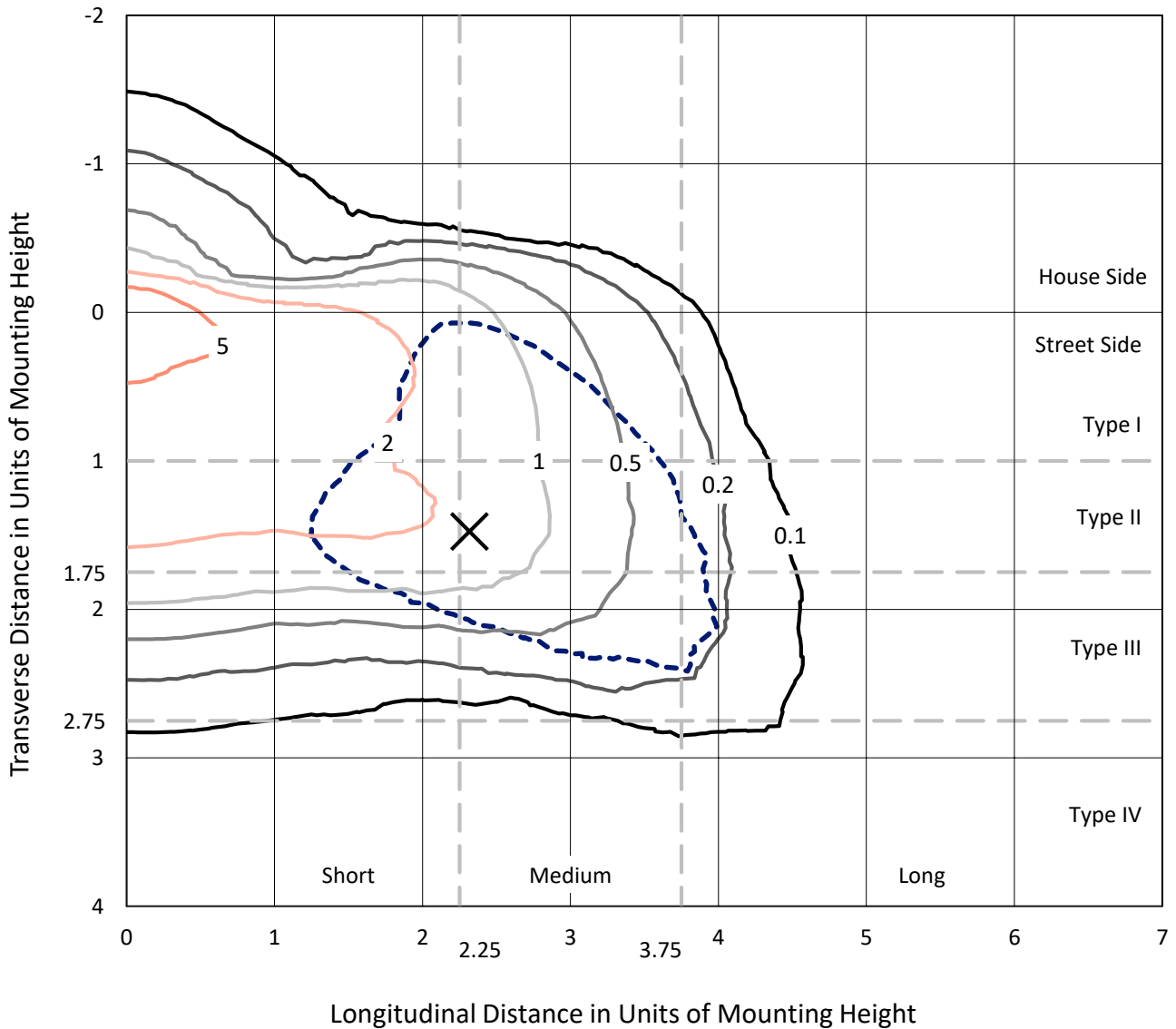
Lumens per Lamp: N/A  
Luminaire Lumens: 3636 lumens  
Efficiency: N/A  
Efficacy: 107.9 lumens/watt  
Luminous Opening: Rectangular (W 0.5' x L: 0.5' x H: 0')  
IES Classification: Type III - Medium - Non-Cutoff  
BUG Rating: B1 - U0 - G1  
  
Input Watts (W): 33.7  
Input Voltage (V): 120  
Input Current (Ain): NR  
Voltage Rise (V): NR  
Power Factor: NR  
Total Harmonic Distortion (THDi): NR  
Frequency (hertz): 60  
Stabilization Time: NR  
Operation Time: NR  
Ambient Temperature (°C): NR  
Test Distance: 25 FT



REPORT NUMBER: P228223  
 CATALOG NUMBER: ISS-AF-600-LED-E1-SL3-7050

### Iso-Footcandle Lines of Horizontal Illumination

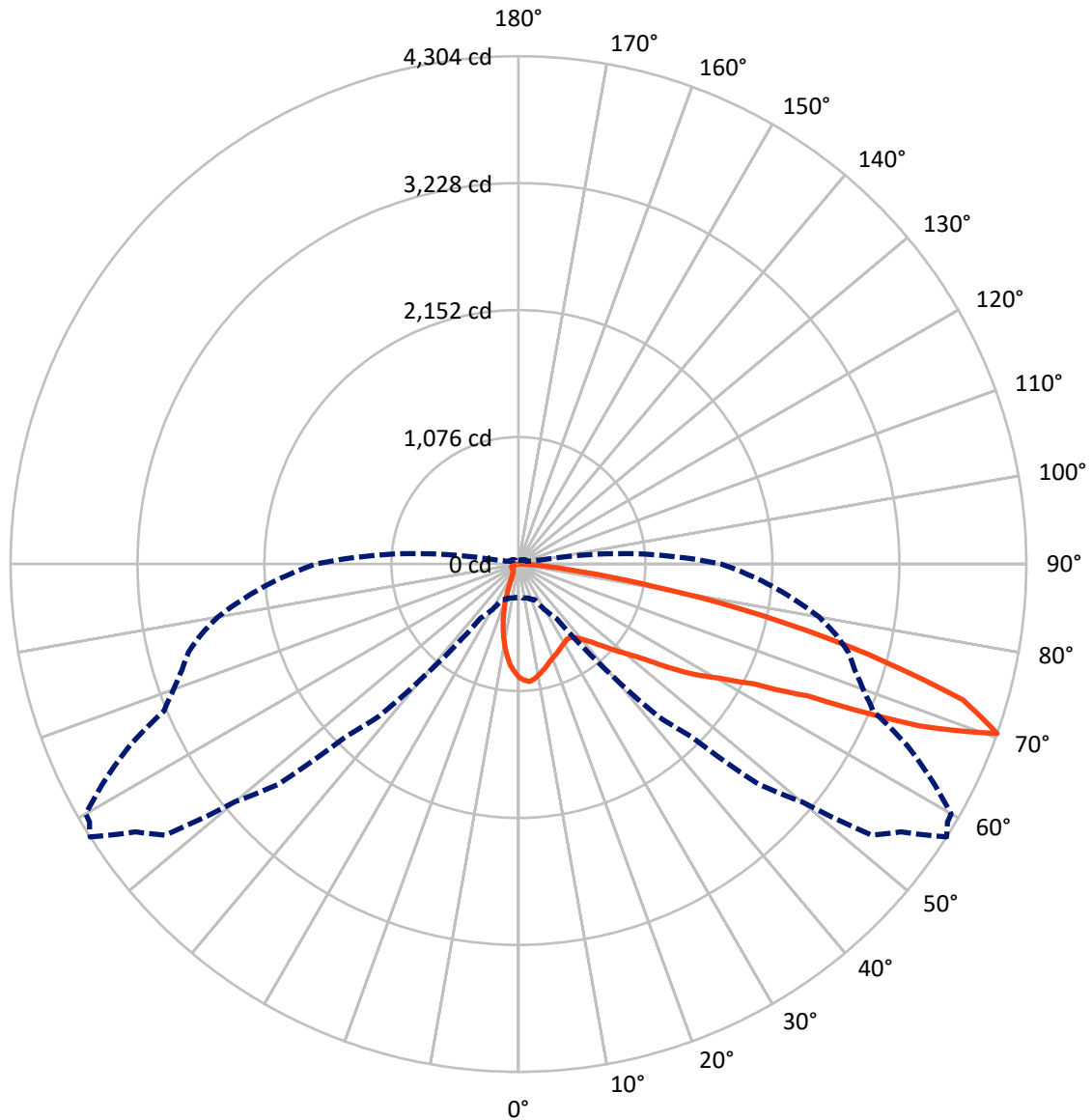
× Max cd  
 - - - 1/2 Max cd



Based on 10 foot mounting height. Maximum calculated value = 9.6 fc  
 Type III - Medium - Non-Cutoff

REPORT NUMBER: P228223  
CATALOG NUMBER: ISS-AF-600-LED-E1-SL3-7050

### Luminous Intensity Polar Plot



— Vertical Plane Through 57.5-Deg Lateral    - - - Horizontal Cone Through 70-Deg Vertical

REPORT NUMBER: P228223

CATALOG NUMBER: ISS-AF-600-LED-E1-SL3-7050

**FLUX DISTRIBUTION:**

		Downward	Upward	Total
<b>House Side</b>	Lumens	450.0	0.0	450.0
	% Fixture	12.4	0.0	12.4
<b>Street Side</b>	Lumens	3186.1	0.0	3186.1
	% Fixture	87.6	0.0	87.6
<b>Total</b>	Lumens	3636.0	0.0	3636.0
	% Fixture	100.0	0.0	100.0

**Coefficient of Utilization**

**ZONAL LUMENS:**

Zone	Lumens	% Fixture
0°-10°	83.1	2.3
10°-20°	180.4	5.0
20°-30°	226.7	6.2
30°-40°	296.3	8.1
40°-50°	444.6	12.2
50°-60°	702.8	19.3
60°-70°	1013.0	27.9
70°-80°	627.0	17.2
80°-90°	62.2	1.7
90°-100°	0.0	0.0
100°-110°	0.0	0.0
110°-120°	0.0	0.0
120°-130°	0.0	0.0
130°-140°	0.0	0.0
140°-150°	0.0	0.0
150°-160°	0.0	0.0
160°-170°	0.0	0.0
170°-180°	0.0	0.0
0°-90°	3636.0	100.0
0°-180°	3636.0	100.0



REPORT NUMBER: P228223

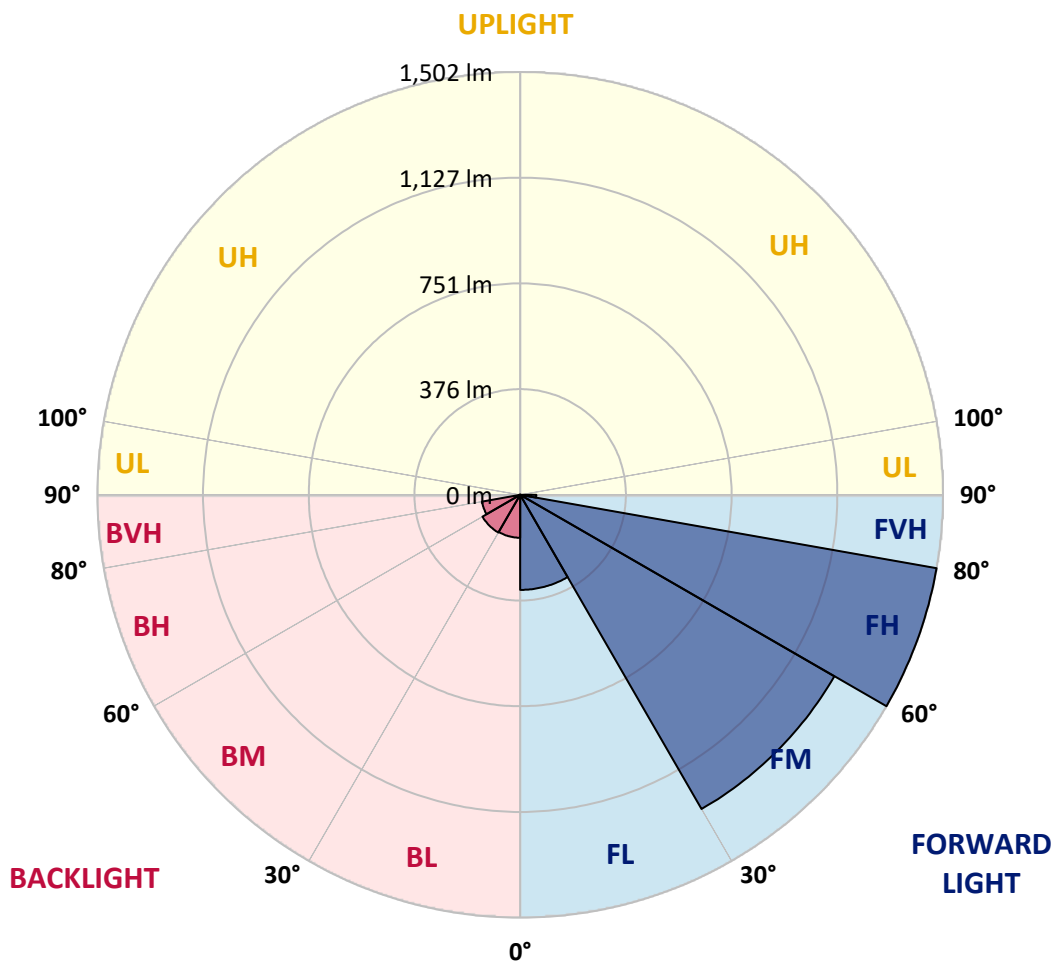
CATALOG NUMBER: ISS-AF-600-LED-E1-SL3-7050

**LUMINAIRE CLASSIFICATION SYSTEM LUMEN TABLE AND BUG RATING:**

Zone		Lumens	% Fixture	Zone Rating/Lumen Limit		
				B	U	G
FL	(0°-30°)	337.7	9.3			
FM	(30°-60°)	1288.9	35.4			
FH	(60°-80°)	1502.2	41.3			G1/1800
FVH	(80°-90°)	57.2	1.6			G1/100
BL	(0°-30°)	152.5	4.2	B1/500		
BM	(30°-60°)	154.7	4.3	B0/220		
BH	(60°-80°)	137.7	3.8	B1/500		G1/500
BVH	(80°-90°)	5.0	0.1			G0/10
UL	(90°-100°)	0.0	0.0		U0/0	
UH	(100°-180°)	0.0	0.0		U0/0	

**BUG Rating: B1-U0-G1**

Type III Medium





REPORT NUMBER: P228223

CATALOG NUMBER: ISS-AF-600-LED-E1-SL3-7050

**CANDELA DISTRIBUTION (FULL):**

	0°	5°	15°	25°	35°	37.5°	40°	42.5°	45°	47.5°	50°
0°	962.4	962.4	962.4	962.4	962.4	962.4	962.4	962.4	962.4	962.4	962.4
2.5°	1010.1	1008.8	1006.2	1001.1	998.5	1001.1	998.5	994.6	989.5	993.3	990.8
5°	1007.5	1010.1	1005.0	1001.1	1007.5	1010.1	1005.0	1005.0	999.8	1005.0	1002.4
7.5°	957.2	958.5	959.8	958.5	975.3	975.3	972.7	975.3	976.6	979.2	980.4
10°	894.0	895.3	897.9	901.8	922.4	925.0	926.3	928.8	932.7	935.3	943.0
12.5°	830.8	833.4	838.5	851.4	873.4	876.0	879.8	883.7	890.1	894.0	908.2
15°	777.9	779.2	784.4	798.5	830.8	837.3	839.8	845.0	857.9	857.9	873.4
17.5°	728.9	731.5	735.3	752.1	784.4	794.7	802.4	805.0	821.8	825.6	843.7
20°	691.5	692.8	694.1	709.5	739.2	754.7	761.1	771.5	784.4	794.7	810.2
22.5°	670.8	672.1	669.5	676.0	701.8	721.1	728.9	739.2	744.4	762.4	771.5
25°	672.1	673.4	667.0	663.1	676.0	696.6	703.1	713.4	710.8	736.6	736.6
27.5°	685.0	687.6	681.2	669.5	670.8	687.6	691.5	695.3	687.6	713.4	708.2
30°	710.8	713.4	705.7	696.6	682.4	692.8	692.8	692.8	678.6	700.5	691.5
32.5°	737.9	740.5	737.9	731.5	713.4	716.0	710.8	708.2	688.9	707.0	692.8
35°	777.9	779.2	780.5	780.5	754.7	759.8	745.7	737.9	719.9	734.0	714.7
37.5°	825.6	825.6	834.7	838.5	810.2	810.2	794.7	784.4	767.6	772.7	753.4
40°	868.2	872.1	892.7	904.3	878.5	868.2	855.3	846.3	833.4	833.4	814.0
42.5°	917.2	925.0	949.5	971.4	957.2	941.7	928.8	919.8	913.4	912.1	891.4
45°	977.9	986.9	1014.0	1034.6	1038.5	1026.9	1016.6	1007.5	1002.4	999.8	981.7
47.5°	1046.2	1055.3	1079.8	1104.3	1122.4	1119.8	1108.2	1099.1	1103.0	1100.4	1088.8
50°	1122.4	1127.5	1143.0	1171.4	1212.7	1221.7	1219.1	1212.7	1220.4	1220.4	1210.1
52.5°	1183.0	1186.9	1198.5	1232.0	1300.4	1321.0	1337.8	1350.7	1363.6	1371.3	1364.9
55°	1238.5	1238.5	1239.8	1282.3	1384.2	1417.8	1455.2	1482.3	1499.1	1530.0	1542.9
57.5°	1328.8	1322.3	1321.0	1366.2	1484.9	1519.7	1573.9	1612.6	1635.8	1699.0	1697.7
60°	1303.0	1305.5	1352.0	1484.9	1691.3	1722.2	1771.3	1812.5	1856.4	1902.8	1906.7
62.5°	1123.6	1130.1	1199.8	1398.4	1822.9	1984.1	2135.1	2249.9	2314.4	2355.7	2298.9
65°	786.9	802.4	896.6	1139.1	1678.4	1927.4	2166.0	2431.8	2635.6	2951.7	3043.3
67.5°	392.2	403.8	419.3	597.3	1253.9	1603.5	1932.5	2295.0	2565.9	3030.4	3289.7
70°	281.2	286.4	298.0	335.4	561.2	839.8	1226.9	1745.5	2064.1	2764.6	3131.0
72.5°	218.0	223.2	238.7	291.6	371.5	410.2	487.6	797.3	1185.6	1909.3	2404.7
75°	169.0	176.7	198.7	263.2	357.3	379.3	383.1	411.5	469.6	847.6	1348.1
77.5°	118.7	120.0	141.9	227.1	347.0	389.6	383.1	383.1	390.9	432.2	576.7
80°	78.7	80.0	94.2	157.4	304.5	354.8	392.2	374.1	375.4	381.9	392.2
82.5°	41.3	43.9	55.5	95.5	178.0	240.0	326.4	340.6	335.4	341.9	339.3
85°	11.6	11.6	19.4	36.1	87.7	92.9	144.5	197.4	201.2	228.3	243.8
87.5°	0.0	0.0	0.0	0.0	0.0	0.0	0.0	3.9	5.2	11.6	12.9
90°	0.0	0.0	0.0	0.0	0.0	0.0	0.0	0.0	0.0	0.0	0.0



REPORT NUMBER: P228223

CATALOG NUMBER: ISS-AF-600-LED-E1-SL3-7050

**CANDELA DISTRIBUTION (continued):**

	52.5°	55°	57.5°	59°	60°	62.5°	65°	67.5°	70°	72.5°	75°
0°	962.4	962.4	962.4	962.4	962.4	962.4	962.4	962.4	962.4	962.4	962.4
2.5°	993.3	988.2	986.9	984.3	985.6	981.7	980.4	975.3	975.3	972.7	970.1
5°	999.8	994.6	999.8	990.8	992.1	988.2	981.7	981.7	976.6	972.7	965.0
7.5°	981.7	981.7	983.0	977.9	979.2	977.9	970.1	968.8	961.1	961.1	952.1
10°	948.2	948.2	953.4	949.5	950.8	949.5	945.6	944.3	941.7	941.7	927.6
12.5°	909.5	917.2	925.0	921.1	921.1	923.7	923.7	925.0	923.7	922.4	910.8
15°	877.2	888.9	896.6	895.3	896.6	903.0	905.6	906.9	910.8	909.5	899.2
17.5°	847.6	860.5	866.9	872.1	876.0	881.1	888.9	892.7	897.9	896.6	886.3
20°	820.5	832.1	843.7	850.2	851.4	861.8	870.8	882.4	885.0	887.6	874.7
22.5°	792.1	802.4	825.6	821.8	830.8	850.2	855.3	872.1	872.1	881.1	863.1
25°	767.6	768.9	805.0	798.5	806.3	841.1	845.0	874.7	866.9	879.8	859.2
27.5°	743.1	741.8	785.6	777.9	786.9	834.7	837.3	878.5	870.8	886.3	859.2
30°	725.0	721.1	771.5	756.0	768.9	828.2	829.5	882.4	876.0	896.6	868.2
32.5°	721.1	714.7	758.6	746.9	759.8	821.8	829.5	896.6	888.9	914.7	878.5
35°	737.9	727.6	765.0	754.7	765.0	824.4	836.0	918.5	909.5	939.2	903.0
37.5°	768.9	761.1	792.1	781.8	789.5	842.4	852.7	946.9	945.6	981.7	940.5
40°	823.1	815.3	839.8	825.6	832.1	881.1	886.3	986.9	990.8	1034.6	993.3
42.5°	896.6	883.7	903.0	886.3	895.3	939.2	934.0	1035.9	1047.5	1108.2	1060.4
45°	990.8	974.0	985.6	967.5	974.0	1011.4	997.2	1101.7	1113.3	1188.1	1145.6
47.5°	1094.0	1073.3	1087.5	1064.3	1068.2	1108.2	1082.4	1180.4	1198.5	1292.6	1251.4
50°	1217.8	1190.7	1195.9	1174.0	1176.5	1216.5	1188.1	1277.2	1299.1	1403.6	1367.5
52.5°	1376.5	1337.8	1337.8	1308.1	1309.4	1349.4	1314.6	1392.0	1416.5	1522.3	1497.8
55°	1585.5	1554.5	1548.1	1517.1	1506.8	1514.5	1465.5	1519.7	1546.8	1646.1	1626.8
57.5°	1751.9	1748.0	1767.4	1723.5	1713.2	1715.8	1653.9	1657.7	1688.7	1766.1	1772.5
60°	1954.4	1960.9	1963.5	1927.4	1923.5	1887.4	1824.1	1813.8	1852.5	1905.4	1926.1
62.5°	2277.0	2270.5	2238.3	2211.2	2186.7	2089.9	2055.1	1998.3	2052.5	2082.2	2124.7
65°	2969.7	2902.6	2696.2	2714.3	2649.8	2439.5	2409.8	2295.0	2380.2	2381.5	2461.4
67.5°	3656.0	3787.6	3661.2	3663.8	3518.0	3137.4	3045.8	2817.5	2865.2	2809.8	2851.0
70°	3773.4	3957.9	4303.7	4241.7	4234.0	3941.1	3632.8	3252.3	3109.1	2990.4	2894.9
72.5°	3247.1	3431.6	3938.6	3797.9	3850.8	3939.9	3618.6	3333.5	3013.6	2862.7	2656.2
75°	2284.7	2550.5	3065.2	2991.7	3030.4	3177.4	2901.4	2867.8	2497.6	2396.9	2079.6
77.5°	1224.3	1553.2	2129.9	2039.6	2056.4	2140.2	1852.5	1793.2	1435.8	1336.5	976.6
80°	550.9	763.7	1195.9	1095.3	1065.6	1017.9	749.5	590.8	361.2	240.0	166.4
82.5°	365.1	379.3	530.2	459.3	429.6	354.8	229.6	135.5	107.1	90.3	86.4
85°	245.1	224.5	223.2	197.4	183.2	144.5	107.1	67.1	55.5	46.4	42.6
87.5°	14.2	9.0	12.9	14.2	10.3	9.0	6.5	0.0	1.3	0.0	1.3
90°	0.0	0.0	0.0	0.0	0.0	0.0	0.0	0.0	0.0	0.0	0.0





REPORT NUMBER: P228223

CATALOG NUMBER: ISS-AF-600-LED-E1-SL3-7050

**CANDELA DISTRIBUTION (continued):**

	77.5°	80°	85°	90°	95°	100°	102.5°	105°	107.5°	110°	112.5°
0°	962.4	962.4	962.4	962.4	962.4	962.4	962.4	962.4	962.4	962.4	962.4
2.5°	963.7	963.7	962.4	953.4	948.2	945.6	936.6	935.3	931.4	930.1	930.1
5°	962.4	957.2	950.8	937.9	925.0	913.4	909.5	900.5	894.0	886.3	886.3
7.5°	944.3	939.2	925.0	905.6	888.9	872.1	863.1	850.2	839.8	829.5	826.9
10°	923.7	915.9	896.6	870.8	848.9	819.2	807.6	790.8	779.2	763.7	748.2
12.5°	901.8	896.6	873.4	843.7	810.2	772.7	754.7	731.5	716.0	697.9	674.7
15°	892.7	882.4	852.7	815.3	774.0	728.9	703.1	678.6	655.4	634.7	603.7
17.5°	881.1	868.2	834.7	790.8	739.2	685.0	651.5	624.4	593.4	571.5	536.7
20°	868.2	848.9	812.7	759.8	701.8	637.3	594.7	567.6	526.3	504.4	463.1
22.5°	857.9	833.4	789.5	730.2	660.5	588.3	538.0	507.0	460.6	434.8	383.1
25°	855.3	825.6	772.7	705.7	625.7	540.5	479.9	448.9	390.9	361.2	300.6
27.5°	856.6	821.8	762.4	685.0	594.7	498.0	425.7	389.6	316.1	285.1	215.4
30°	857.9	823.1	752.1	667.0	566.3	454.1	369.0	326.4	238.7	211.6	149.6
32.5°	870.8	828.2	749.5	652.8	540.5	410.2	304.5	265.8	169.0	153.5	110.9
35°	886.3	845.0	754.7	650.2	521.2	366.4	238.7	198.7	121.3	117.4	90.3
37.5°	918.5	870.8	775.3	656.6	509.6	321.2	178.0	152.2	95.5	98.0	78.7
40°	967.5	914.7	808.9	676.0	508.3	276.1	131.6	118.7	82.6	85.1	72.2
42.5°	1033.3	975.3	860.5	717.3	514.7	233.5	105.8	101.9	76.1	78.7	69.7
45°	1119.8	1060.4	932.7	770.2	532.8	198.7	92.9	92.9	73.5	76.1	68.4
47.5°	1229.4	1163.6	1021.7	841.1	561.2	179.3	87.7	89.0	72.2	76.1	68.4
50°	1353.3	1281.0	1135.3	932.7	605.0	174.2	89.0	89.0	73.5	76.1	68.4
52.5°	1482.3	1415.2	1257.8	1037.2	665.7	185.8	91.6	90.3	73.5	76.1	67.1
55°	1613.9	1553.2	1393.3	1159.8	749.5	227.1	98.0	94.2	73.5	76.1	68.4
57.5°	1745.5	1702.9	1535.2	1291.4	854.0	301.9	123.8	109.7	81.3	82.6	69.7
60°	1893.8	1862.9	1695.1	1464.2	1002.4	418.0	181.9	138.0	96.8	91.6	74.8
62.5°	2086.0	2078.3	1945.4	1713.2	1241.0	585.7	258.0	167.7	104.5	95.5	80.0
65°	2425.3	2446.0	2319.5	2004.8	1399.7	589.6	251.6	147.1	98.0	90.3	78.7
67.5°	2765.9	2705.3	2380.2	1960.9	1263.0	392.2	160.0	114.8	86.4	83.9	73.5
70°	2753.0	2587.9	2158.3	1714.5	997.2	212.9	116.1	95.5	77.4	77.4	69.7
72.5°	2469.2	2224.1	1764.8	1357.1	665.7	135.5	98.0	83.9	71.0	69.7	64.5
75°	1859.0	1570.0	1134.0	781.8	296.7	87.7	74.8	68.4	61.9	61.9	56.8
77.5°	874.7	492.8	273.5	181.9	99.3	59.3	51.6	51.6	50.3	51.6	46.4
80°	118.7	107.1	91.6	80.0	60.6	41.3	37.4	38.7	37.4	38.7	34.8
82.5°	72.2	64.5	52.9	50.3	37.4	28.4	27.1	28.4	25.8	27.1	20.6
85°	34.8	31.0	24.5	23.2	19.4	16.8	14.2	16.8	12.9	14.2	9.0
87.5°	0.0	2.6	1.3	2.6	2.6	2.6	0.0	2.6	0.0	2.6	0.0
90°	0.0	0.0	0.0	0.0	0.0	0.0	0.0	0.0	0.0	0.0	0.0



REPORT NUMBER: P228223

CATALOG NUMBER: ISS-AF-600-LED-E1-SL3-7050

**CANDELA DISTRIBUTION (continued):**

	115°	117.5°	120°	122.5°	125°	127.5°	130°	135°	145°	155°	165°
0°	962.4	962.4	962.4	962.4	962.4	962.4	962.4	962.4	962.4	962.4	962.4
2.5°	923.7	919.8	918.5	913.4	912.1	906.9	905.6	900.5	891.4	887.6	881.1
5°	874.7	868.2	863.1	860.5	850.2	845.0	837.3	826.9	807.6	798.5	783.1
7.5°	806.3	805.0	789.5	784.4	771.5	762.4	750.8	734.0	705.7	688.9	664.4
10°	731.5	726.3	708.2	697.9	681.2	668.3	652.8	628.3	584.4	549.6	512.2
12.5°	661.8	646.3	625.7	610.2	589.6	571.5	553.4	516.0	446.4	389.6	338.0
15°	589.6	566.3	544.4	518.6	496.7	468.3	447.7	398.6	307.0	237.4	205.1
17.5°	516.0	483.8	459.3	424.4	399.9	361.2	339.3	279.9	201.2	170.3	160.0
20°	438.6	396.0	369.0	326.4	301.9	252.9	236.1	193.5	154.8	143.2	140.6
22.5°	356.1	304.5	274.8	228.3	211.6	181.9	169.0	148.4	130.3	125.1	127.7
25°	269.6	214.2	194.8	161.3	154.8	139.3	134.2	123.8	114.8	114.8	118.7
27.5°	192.2	149.6	144.5	123.8	122.6	114.8	110.9	105.8	103.2	105.8	110.9
30°	140.6	113.5	113.5	101.9	101.9	96.8	95.5	92.9	92.9	98.0	103.2
32.5°	110.9	92.9	95.5	86.4	87.7	83.9	85.1	83.9	85.1	89.0	92.9
35°	92.9	80.0	83.9	76.1	78.7	74.8	77.4	77.4	80.0	81.3	82.6
37.5°	82.6	73.5	76.1	71.0	73.5	69.7	73.5	73.5	74.8	74.8	74.8
40°	76.1	68.4	72.2	67.1	71.0	67.1	71.0	71.0	69.7	68.4	69.7
42.5°	72.2	67.1	71.0	65.8	69.7	65.8	68.4	67.1	64.5	64.5	64.5
45°	71.0	65.8	68.4	64.5	67.1	63.2	65.8	64.5	60.6	59.3	61.9
47.5°	71.0	64.5	68.4	63.2	65.8	61.9	64.5	60.6	56.8	56.8	60.6
50°	71.0	64.5	68.4	63.2	65.8	60.6	61.9	58.1	52.9	54.2	59.3
52.5°	72.2	67.1	69.7	64.5	65.8	58.1	60.6	55.5	51.6	52.9	56.8
55°	73.5	67.1	69.7	61.9	63.2	58.1	58.1	55.5	51.6	51.6	55.5
57.5°	73.5	65.8	67.1	60.6	61.9	55.5	56.8	54.2	50.3	49.0	51.6
60°	76.1	68.4	68.4	59.3	60.6	54.2	55.5	52.9	49.0	46.4	47.7
62.5°	78.7	69.7	71.0	61.9	61.9	55.5	56.8	51.6	46.4	43.9	45.2
65°	78.7	69.7	71.0	63.2	63.2	56.8	56.8	51.6	43.9	41.3	41.3
67.5°	74.8	68.4	69.7	63.2	63.2	56.8	56.8	50.3	42.6	38.7	37.4
70°	72.2	65.8	67.1	59.3	60.6	54.2	54.2	47.7	40.0	36.1	33.5
72.5°	65.8	60.6	60.6	55.5	54.2	47.7	47.7	43.9	37.4	32.3	29.7
75°	56.8	51.6	50.3	45.2	45.2	41.3	40.0	36.1	31.0	27.1	25.8
77.5°	46.4	40.0	40.0	33.5	33.5	29.7	31.0	27.1	23.2	21.9	20.6
80°	33.5	27.1	27.1	21.9	21.9	18.1	19.4	18.1	16.8	16.8	15.5
82.5°	20.6	14.2	15.5	11.6	14.2	10.3	11.6	10.3	10.3	9.0	9.0
85°	10.3	5.2	7.7	3.9	6.5	1.3	3.9	2.6	2.6	2.6	2.6
87.5°	1.3	0.0	1.3	0.0	0.0	0.0	0.0	0.0	0.0	0.0	0.0
90°	0.0	0.0	0.0	0.0	0.0	0.0	0.0	0.0	0.0	0.0	0.0

REPORT NUMBER: P228223

CATALOG NUMBER: ISS-AF-600-LED-E1-SL3-7050

**CANDELA DISTRIBUTION (continued):**

	175°	180°
0°	962.4	962.4
2.5°	874.7	878.5
5°	777.9	779.2
7.5°	660.5	657.9
10°	504.4	498.0
12.5°	325.1	316.1
15°	196.1	193.5
17.5°	157.4	157.4
20°	140.6	140.6
22.5°	130.3	130.3
25°	122.6	123.8
27.5°	116.1	116.1
30°	108.4	108.4
32.5°	95.5	95.5
35°	85.1	83.9
37.5°	76.1	77.4
40°	69.7	71.0
42.5°	67.1	67.1
45°	64.5	64.5
47.5°	64.5	64.5
50°	63.2	64.5
52.5°	61.9	61.9
55°	58.1	59.3
57.5°	54.2	55.5
60°	50.3	50.3
62.5°	45.2	45.2
65°	41.3	41.3
67.5°	36.1	36.1
70°	32.3	32.3
72.5°	28.4	28.4
75°	24.5	24.5
77.5°	20.6	19.4
80°	15.5	15.5
82.5°	9.0	9.0
85°	2.6	2.6
87.5°	0.0	0.0
90°	0.0	0.0

(END OF REPORT)